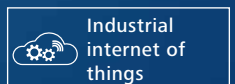
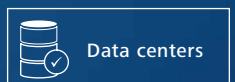
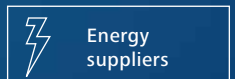


AMJ-SL MODULE

THE SECURITY SPECIALIST.

For use wherever large system headroom and short overall lengths are required: the AMJ-SL module Cat.6_A.



THE QUANTUM LEAP.

AMJ Module K

The field-proven standard module for simple installation situations.

- Installed millions of times
- High user-friendliness
- High mechanical robustness

AMJ-S Module

The slimline module for confined spaces.

- Integrated cable shield connection
- Integrated strain relief
- Metallic snap-in latch with low-impedance bonding



CAT.6

CAT.6_A

AMJ-S Module 2G

The robust module with GHMT PVP certification.

- For harsh environments with low space requirements
- Supports 4-Pair Power over Ethernet (4PPoE)



The new **Telegärtner AMJ-SL module** – the shortest module with extremely large system headroom.

CAT.7

The Telegärtner promise:
long-term availability of all modules.

WHEN IT REALLY COUNTS.

Shorter, more reliable, more secure – the next step in the evolution of the Cat.6_A modules: the new Telegärtner AMJ-SL module.

- Extremely short overall length of only 32 mm
- Optimised contact design to avoid spark erosion in the area of data transmission
- Extremely mechanically robust zinc die-cast housing with refined surface
- Secure latching thanks to a metal barbed snap-in latch
- One-piece snap-in/snap-out housing
- GHMT Type Approval and continuously monitored as part of the Premium Verification Program: certified and IEC and EN 60603-7-51 compliant RJ45 module Cat.6_A for applications of ISO/IEC 11801 Parts 1-6 and EN 50173 Parts 1-6 (incl. 10GBase-T, 4PPoE)

When there's a lot at stake.

Secure transmission at very high data rates.

When reliability is critical.

Highest electrical performance – even in the most demanding applications.

When things get really tight.

37 % shorter than comparable Cat.6_A modules – ideal for confined spaces.



FOR CRITICAL SITUATIONS.

When reliability is required or space is at a premium.



Finance.

For smooth money flows: high reliability in combination with very high data rates.



Energy suppliers.

High reliability helps to guarantee the complex supply of power and water.



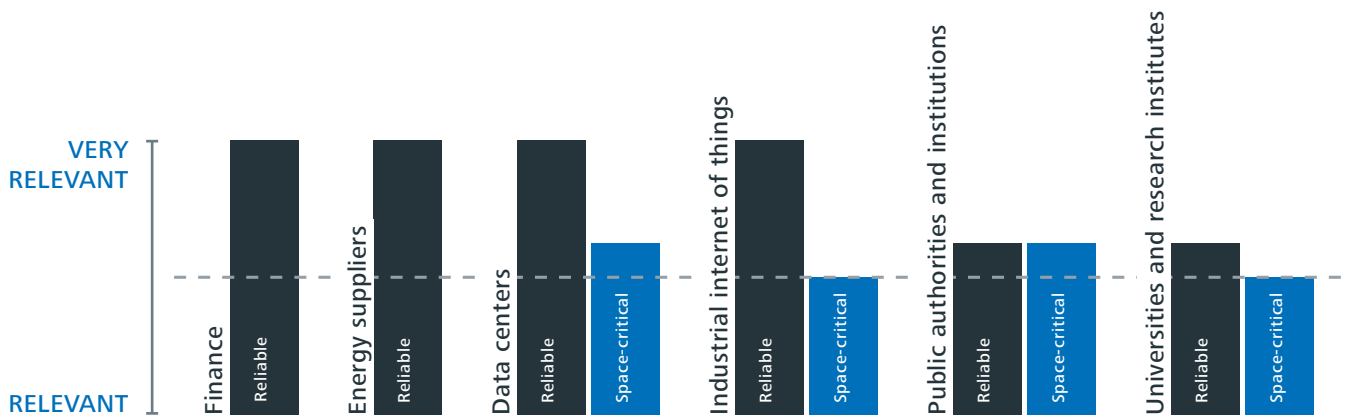
Data centers.

The goal of data center design is to ensure „guaranteed reliability“ for customers at the same time as maximum packing density in a small space and the highest data rates.



Industrial internet of things.

The goal here is to secure the infrastructure to avoid machine downtimes and the resultant extreme costs.



Universities and research institutes.

High-rate data retrieval places high demands on electrical performance.



Public authorities and institutions.


As a result of the sensitive nature of policing, anti-terrorism coordination, hospitals, etc., tenders must adhere to strict regulations. Old buildings also have little space for new technology.

MAXIMUM PERFORMANCE IN THE SMALLEST SPACE.

The module for flexible application variants.

The challenge of modern building cabling lies in the future: to guarantee increasing data rates and maximum flexibility. However, floor boxes, media tables and flush-mount outlets are often associated with confined spaces.

This makes installation more difficult – and, if not carried out by an expert – leads to a loss of signal strength. Or even failure.

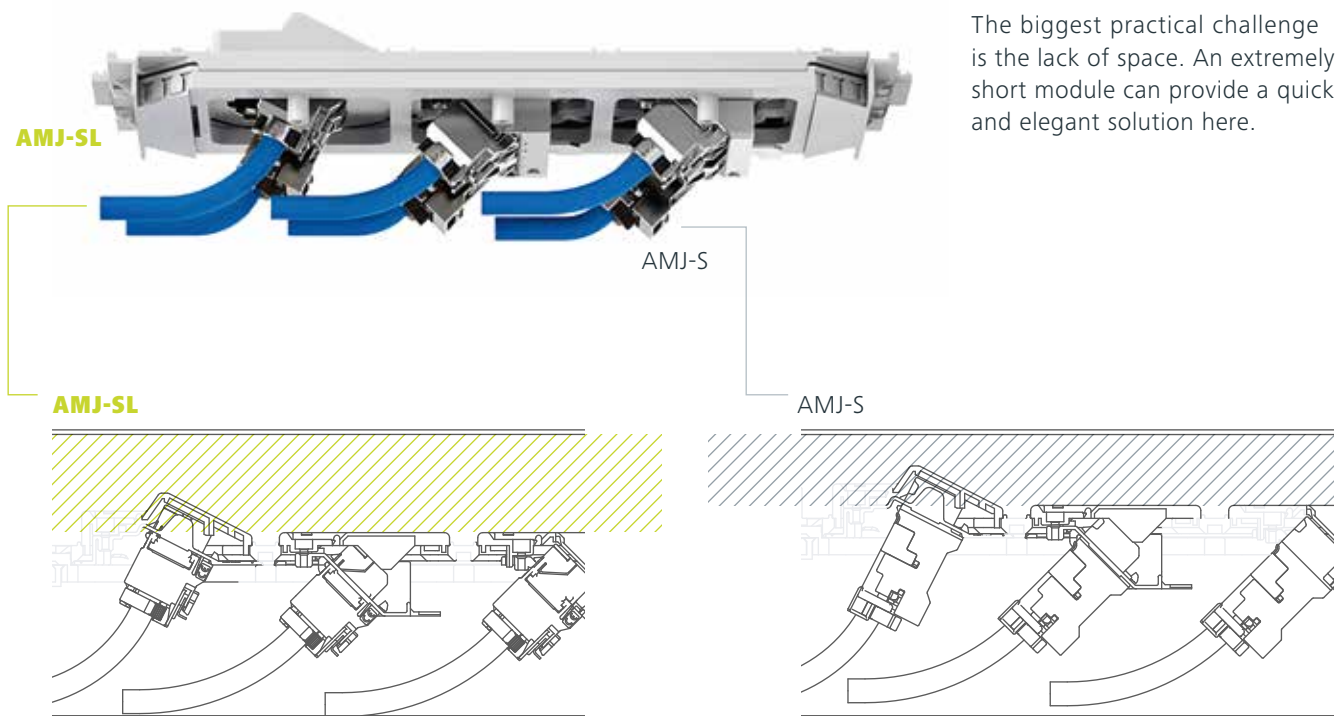


Thanks to its short overall length, the Telegärtner AMJ-SL module is also ideal for installation in difficult situations.

BUSINESS CLASS.

The Telegärtner AMJ-SL module simplifies cabling in buildings and offers more flexibility.



Floor boxes and media tables



Compared to longer modules, the shorter length of the AMJ-SL module means it takes up less space in the floor box. The equipment insert can thus be installed lower down in the box. This relieves the inserted patch cords of mechanical stress in space-critical installation situations and is hence a major benefit.

The AMJ-SL design therefore also offers a plus for media tables.

Flush-mounted





The module can also be easily installed in the confined space of a flush-mount outlet.

The extremely short module permits a larger cable bending radius to optimise signal transmission.

The small installation depth also means the AMJ-SL can be installed in an electronics box with a mating direction of 45°.

Cable duct



Cable ducts – the solution for subsequent adjustments to cabling in buildings – often require solutions that really save space.

The AMJ-SL module also meets international requirements – such as those for the installation in Frenchstyle module carriers.

When used in a universal equipment mounting set, larger cable bending radii are permitted and there is no performance degradation.

Easy cable management.

A larger bending radius optimises transmission power, even in confined installation situations (e.g. in cable ducts).

Reduced installation depth in mounting box.

For trouble-free installation in underfloor environments.

International requirement compliance.

For cable ducts in buildings or cavity wall installations with straight cable outlet.

LESS IS MORE.

The goal of data center design is the highest level of performance in the smallest space, together with totally foolproof and straightforward operation.

The highest port densities of the AMJ-SL in combination with 19" 1HU or 3HU distribution solutions make efficient use of the available space in data center distribution cabinets.

Variability:

- Compatible with existing 19" 24 or 48 port distribution solutions
- Compatible with high density solutions such as HD³ and HD³-ES for mixed fiber optic and copper installations

Security:

- Robust, easy-to-install housing, no special tools required
- Highest headroom and fault tolerance

Readiness:

- Integrated cable strain relief and cable shield connection
- Secure mechanical latching of housing halves in a single action

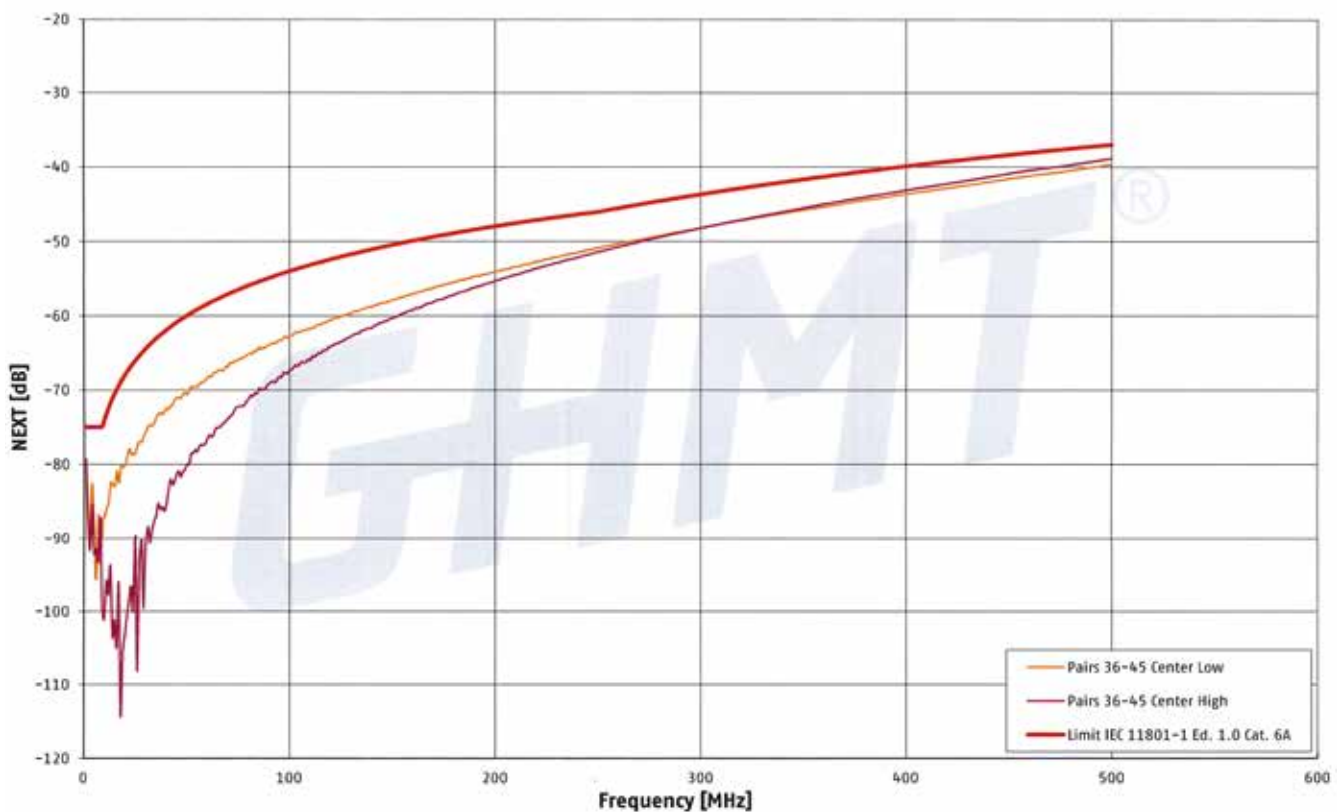


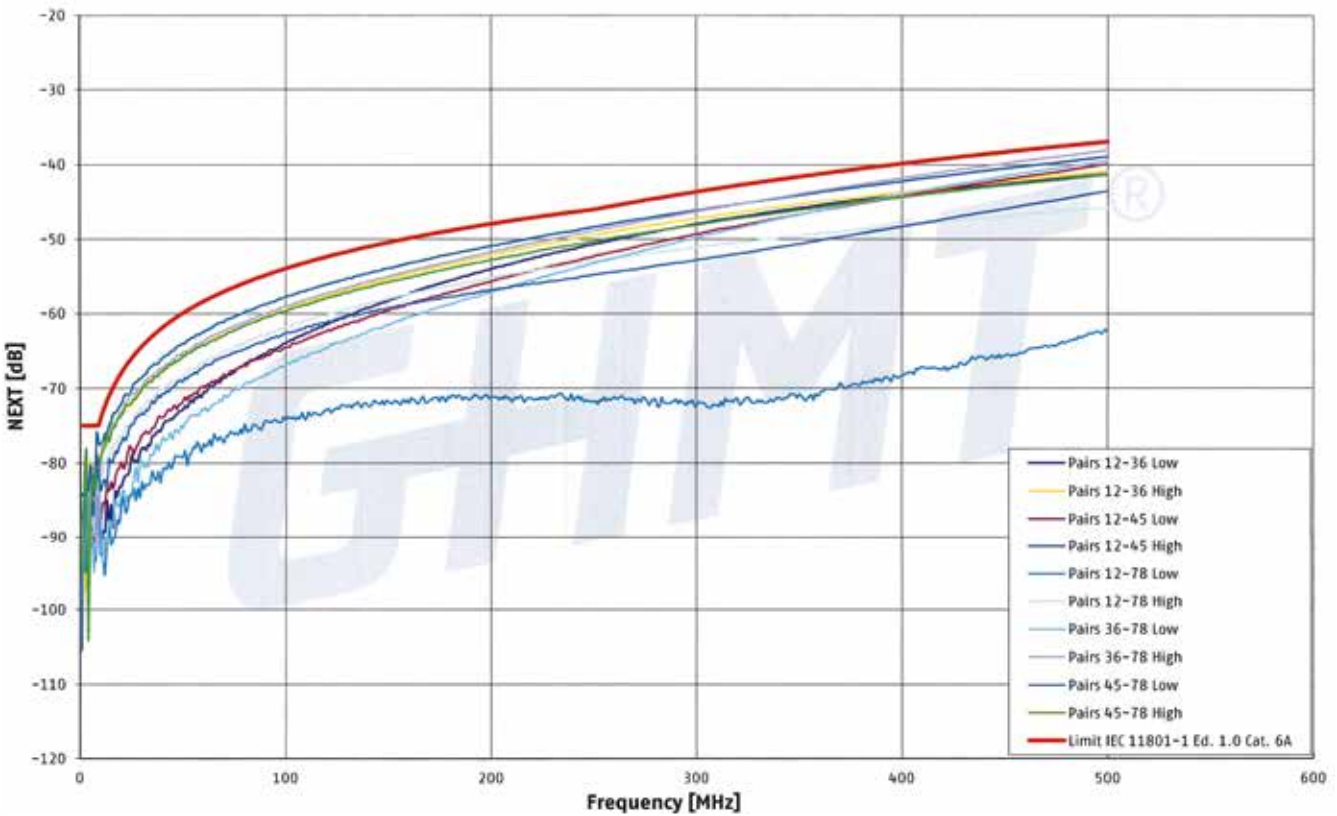
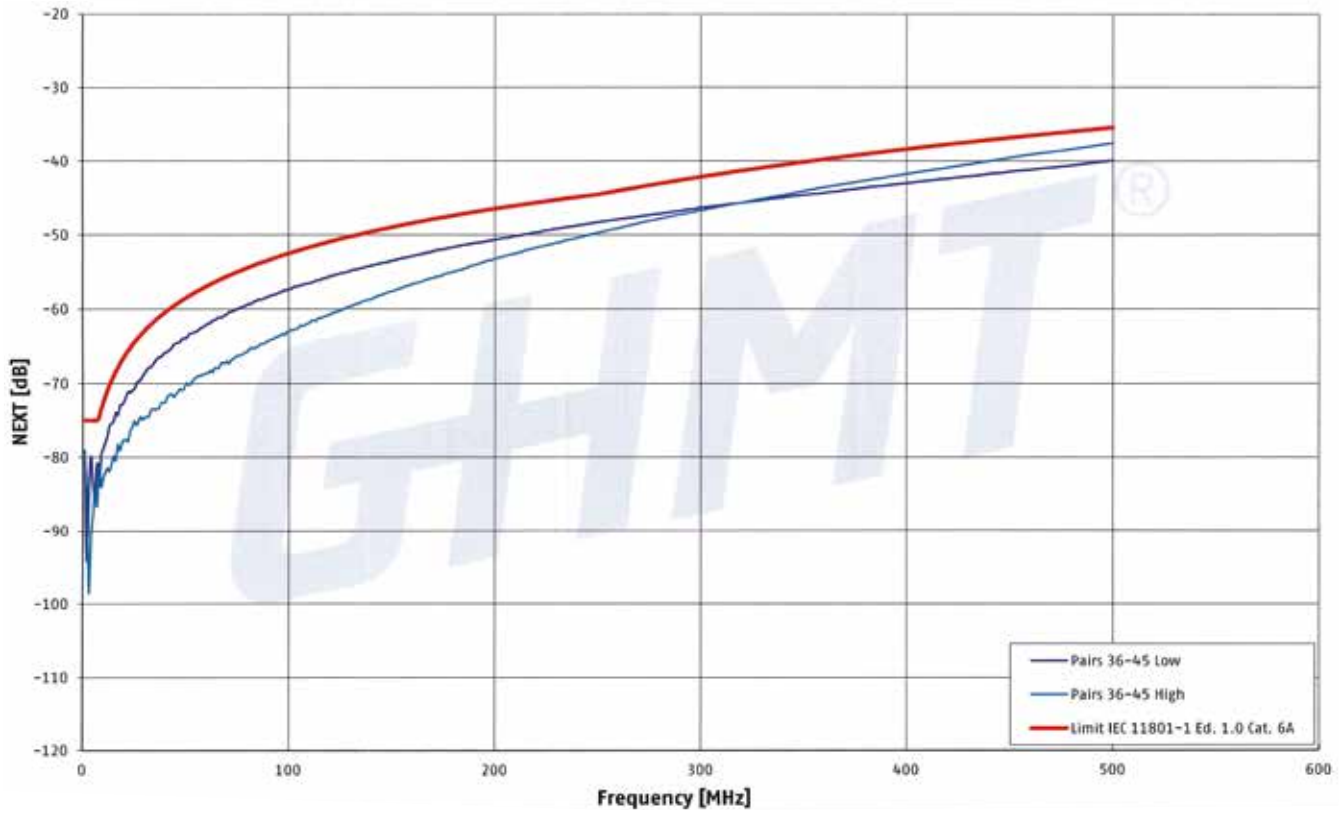
SAFETY – NO MATTER WHAT.



The large and reliable NEXT headroom in the critical inner pair lends the new Telegärtner AMJ-SL module an exceptionally large link headroom.

NEXT Type Approval* Category 6_A





INVESTED IN SECURITY.

Even under sub-optimal installation conditions: the proof of link headroom always works. This is a major benefit in terms of guarantee to investors.

The goal of every network designer is to assure the customer that all services in the building are operating with high reliability. Network quality is the key here to trouble-free operation.

The AMJ-SL module ensures that the system warranty given to the customer is upheld at all times. For even under sub-optimal conditions – caused by the hectic daily trading in financial futures – the AMJ-SL module reliably offers very good results in terms of link and NEXT headroom.

Expensive and time-consuming amendments can thus be avoided, paving the way for completion of acceptance tests to the satisfaction of all parties.



Acquisition and installation costs
Telegärtner AMJ-SL module.



Costs of amendments for
other modules that were not
installed correctly.



TELEGÄRTNER ONLINE PLANNING TOOLS

Designing a building cabling project requires complex information such as technical data, current prices and diverse tender texts. Normally it takes up a good amount of valuable working time to gather this information. Telegärtner is aware of this and offers network designers and installers a wealth of useful tools on its homepage to help them find exactly the information and tools they need for their work – with just a few clicks.

Visio shapes

- Drawings of 19" distribution panels, consolidation points, outlets, patch cords, modular distribution systems, etc., for both copper and fiber optic connectivity

Price lists

- Request of current price lists
- In PDF or Excel format

Data sheets and assembly instructions


- Available for a variety of Telegärtner products
- Download them directly from our online catalogue


Online configurators

- For project-based design and the bulk supply of goods, assembled single cables or trunks, 19" or wall distributors in various protection classes, for both FO and copper connectivity

Tender texts

- For office, data center, industrial and home cabling
- Available in all common formats with picture representation for easy navigation





Certificates and test reports




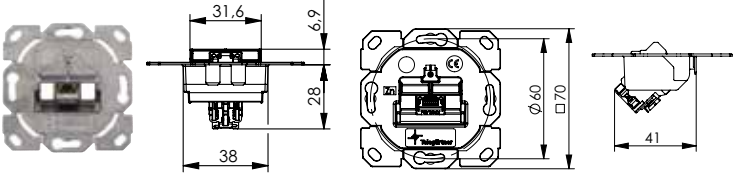
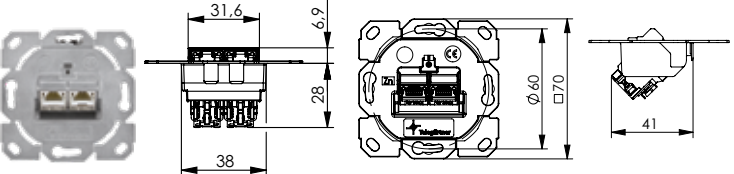


- Link and component tests performed by independent testing laboratories
- Measurements and tests based on international standards
- Approvals (UL, CLPA, PNO, etc.)

Information material

- Catalogues and product brochures
- Position papers, professional articles and application notes
- Available in PDF format or as a printed copy
- Product and assembly videos

More information available at:
www.telegaertner.com/en/service

Order Information


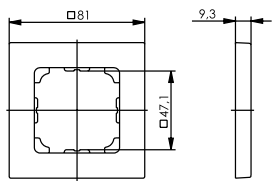

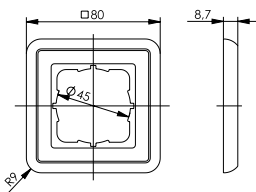



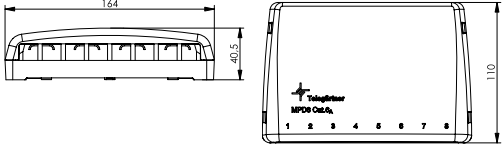

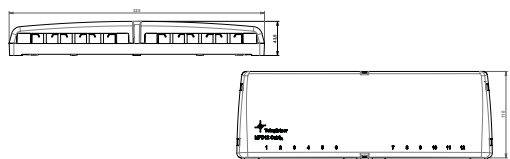

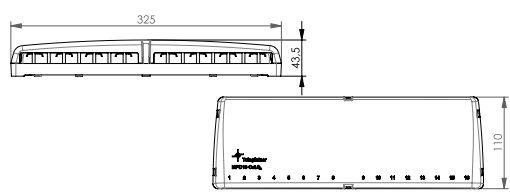

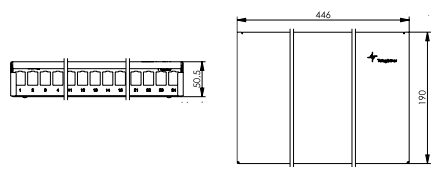
Modules	Order no.	Description	PU*	Colour
	J00029A6000	AMJ-SL module Cat.6 _A T568A	6x2	
	J00029A6001	AMJ-SL module Cat.6 _A T568B	6x2	
		tool-free connection concept, suitable for RJ45/11/12 plugs		
	J00029A6110	AMJ-SL module Cat.6 _A T568A	12	
	J00029A6111	AMJ-SL module Cat.6 _A T568B	12	
		tool-free connection concept, cardboard packaging, suitable for RJ45/11/12 plugs		
	B00001A0016W	Protection flap	100	black
	B00001B0016W	Protection flap	100	orange
	B00001C0016W	Protection flap	100	green
	B00001D0016W	Protection flap	100	blue
	B00001E0016W	Protection flap	100	yellow
Available in a set with AMJ-SL				
		Design-capable module carrier AMJ-SL single gang UP/O flex C/U**, for flush-mounting installation special electronics boxes are required	5	
	J00020A0530	1 AMJ-SL module Cat.6 _A T568A		
	J00020A0531	1 AMJ-SL module Cat.6 _A T568B		
		Design-capable module carrier AMJ-S double gang UP/O flex C/U**, for flush-mounting installation special electronics boxes are required	5	
	J00020A0528	2 AMJ-SL modules Cat.6 _A T568A		
	J00020A0529	2 AMJ-SL modules Cat.6 _A T568B		
Carriers and accessories for cable duct / surface mounting				
	H02010A0079	Faceplate 50x50, single gang UP/50 C/U**, non-populated, MC**, for flush-mounting installation special electronics boxes are required	5	alpine white
	H02010A0081	Faceplate 50x50, double gang UP/50 C/U**, non-populated, MC**, for flush-mounting installation special electronics boxes are required	5	alpine white

Carriers and accessories for cable duct / surface mounting

	Order no.	Description	PU*	Colour
	H02010B0085	Design-capable module carrier AMJ, single / double gang, UP/O flex, non-populated, for switch covers from various manufacturers	10	
	H02010A0083	Faceplate surface-mounted 50x50 , double gang, UP/50 C/U**, non-populated, MC***, for flush mounting, for flush-mounting installation special electronics boxes are required	5	alpine white
	H02010A0053	Faceplate 80x80 , triple gang, cable duct mounting, non-populated, MC***	5	alpine white
	H02000A0090	Faceplate 80x80 , single gang, surfacemounted, non-populated, MC***	5	alpine white
	H02000A0092	Faceplate 80x80 , double gang, surfacemounted, non-populated, MC***	5	alpine white
	H02000A0109	Faceplate 80x80 , double gang, surfacemounted, non-populated, MC***	5	alpine white
	H02000A0096	Faceplate 80x80 , triple gang, surfacemounted, non-populated, MC***	5	alpine white

*PU=Packaging Unit **C/U=Cable Duct Mounting/Underfloor ***MC= Includes frontplate, labelling field and shutter **** for J00020A0510/11/14/15

Carriers and accessories for cable duct / surface mounting

	Order no.	Description	PU*	Colour
 	B00004A0024	Single cover frame 81x81, for J00020A0510-15	10	alpine white
 	B00004A0021Y B00005A0009Y	Single cover frame 80x80 Double cover frame 80x151	5	alpine white
	F00020A0123	Faceplate 50x50, single****	10	alpine white
	F00020A0113	Faceplate 50x50, double****		
Frontplate without modules / couplers				
 	H02000A0103	MPD8 AMJ/UMJ TH35/ surface mounted distributor for 8 AMJ/UMJ modules / couplers, non-populated, can be mounted on TH35 mounting rail without additional adapters	1	alpine white
 	H02000A0106	MPD12 AMJ/UMJ TH35/ surface mounted distributor for 12 AMJ/UMJ modules / couplers, non-populated, can be mounted on TH35 mounting rail without additional adapters	1	alpine white
 	H02000A0107	MPD16 AMJ/UMJ TH35/ surface mounted distributor for 16 AMJ/UMJ modules / couplers, non-populated, can be mounted on TH35 mounting rail without additional adapters	1	alpin-weiß
 	H02025A0260	MPD24 AMJ/UMJ surface mounted distributor for 24 AMJ/UMJ modules / couplers, non-populated, robust metal design, incl. brushes to prevent dust intrusion	1	pure white 9010


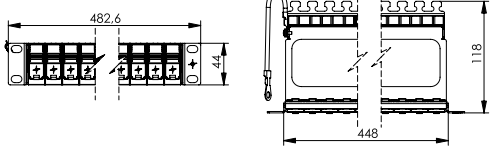
Frontplate without modules / couplers


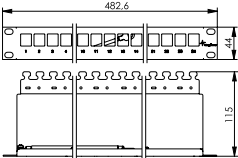
Order no.


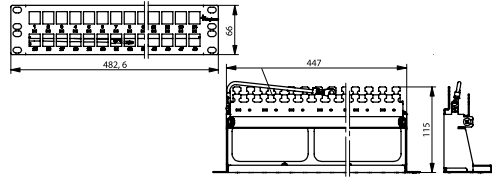
Description


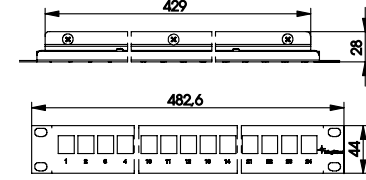
PU*


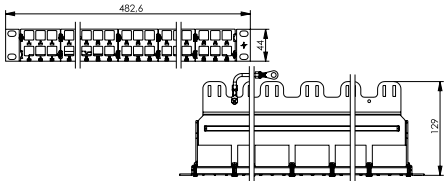
Colour

		H02025A0234	19"-Frontplate Flex 1 U incl. 24x snap-in bezels for 24 AMJ/UMJ modules / AMJ couplers, incl. SPA***** 0.3 m and cable management	1	frontplate: light grey faceplate: alpine white
---	---	-------------	--	---	---

		H02025A0167	19"-Frontplate 1 U with cable relief for 24 AMJ/UMJ modules / couplers, incl. SPA***** 0.3 m	1	light grey RAL 7035
		H02025A0220			black

		H02025A0171	19"-Frontplate 1.5 U with cable relief for 48 AMJ/UMJ modules / couplers, incl. SPA***** 0.3 m	1	light grey RAL 7035
		H02025A0241			black

		H02025A0197	19"-Frontplate 1 U without cable relief for 24 AMJ/UMJ modules / couplers	1	light grey RAL 7035
		H02025A0221			black

		H02025A0236	19"-Frontplate 1 U for 48 AMJ modules, non-populated incl. cable relief, incl. SPA***** 0.3 m	1	zinc-plated steel
---	---	-------------	--	---	-------------------

Frontplate with modules / couplers

J02021A0038

Frontplate 3 U / 7 HP incl. 6 AMJ-SL modules

1

aluminium


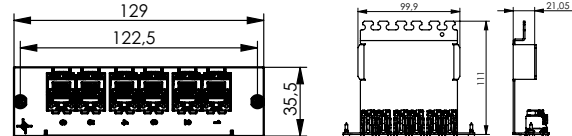

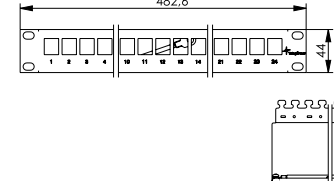

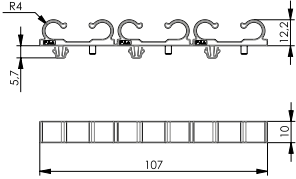


					
---	---	--	--	--	--

Fig. may differ

		J02023A0055	19"-Frontplate 1 U incl. 24 AMJ-SL modules, incl. cable relief, incl. SPA***** 0.3 m	1	light grey RAL 7035
		J02023A0056			

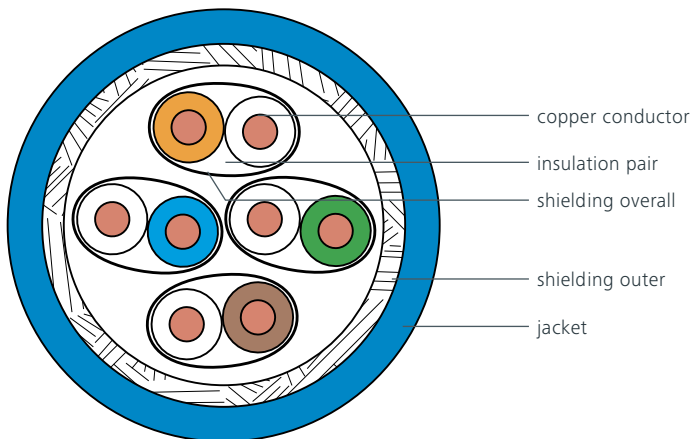
*PU=Packaging Unit **C/U=Cable Duct Mounting/Underfloor ***MC= Includes frontplate, labelling field and shutter **** for J00020A0510/11/14/15 ***** Set for equipotential bonding

Accessories

	Order no.	Description	PU*	Colour
 	H01011A0048	Cable guiding set for 24 cables. Suitable for frontplates H02025A0171 and H02025A0260	4	black
	N00000B0020	Auxiliary tool for the assembly of AMJ / UMJ / STX / MFP8	1	
	L00040A0009	Set for equipotential bonding, with cable 4 mm ² , screw and serrated lock washer, length 0.3 m	1	

Installation cables

		Length	
	L02002A0180	Installation cable AMJ1000 S/FTP Cat.7 LSZH, 4x2xAWG23/1, Dca-s2,d1,a1	1000 m
	L02002A0181	Installation cable AMJ1000 S/FTP Cat.7 LSZH, 4x2xAWG23/1, Dca-s2,d1,a1	500 m
	L02002A0182	Installation cable AMJ1000 S/FTP Cat.7 LSZH, Duplex 2x(4x2xAWG23/1), Dca-s1,d1,a1	500 m
	L02002A0183	Installation cable AMJ1300 S/FTP Cat.7 _A LSZH, 4x2xAWG23/1 Dca-s2,d2,a1	1000 m
	L02002A0184	Installation cable AMJ1300 S/FTP Cat.7 _A LSZH, 4x2xAWG23/1, Dca-s2.d2,a1	500 m
	L02002A0185	Installation cable AMJ1300 S/FTP Cat.7 _A LSZH, Duplex 2x(4x2xAWG23/1), Dca-s1,d2,a1	500 m
	L02002A0213	Installation cable AMJ1600 S/FTP Cat.7 _A LSZH, 4x2xAWG22/1, Eca	1000 m
	L02002A0214	Installation cable AMJ1600 S/FTP Cat.7 _A LSZH, 4x2xAWG22/1, Eca	500 m





Patch Cords MP8 FS 500 Cat.6A S/FTP 4x2xAWG27/7 LSZH

90°	grey	green	red	blue	yellow	black	white	Length
	L00000A0189	L00000A0193	L00000A0195	L00000A0197	L00000A0199	L00000A0201	L00000A0203	0.5 m
	L00000A0192	L00000A0194	L00000A0196	L00000A0198	L00000A0200	L00000A0202	L00000A0204	1.0 m
	L00001A0155	L00001A0156	L00001A0157	L00001A0159	L00001A0162	L00001A0163	L00001A0164	2.0 m
	L00002A0173	L00002A0174	L00002A0176	L00002A0177	L00002A0179	L00002A0175	L00002A0180	3.0 m
	L00003A0119	L00003A0121	L00003A0123	L00003A0124	L00003A0125	L00003A0126	L00003A0127	5.0 m
	L00004A0109	L00004A0111	L00004A0112	L00004A0113	L00004A0114	L00004A0115	L00004A0116	7.5 m
	L00005A0080	L00005A0081	L00005A0082	L00005A0083	L00005A0084	L00005A0085	L00005A0086	10.0 m
180°	L00000A0072	L00000A0073	L00000A0074	L00000A0075	L00000A0076	L00000A0077	L00000A0130	0.5 m
	L00000A0081	L00000A0082	L00000A0083	L00000A0084	L00000A0085	L00000A0086	L00000A0131	1.0 m
	L00001A0084	L00001A0085	L00001A0086	L00001A0087	L00001A0088	L00001A0089	L00001A0123	2.0 m
	L00002A0112	L00002A0113	L00002A0114	L00002A0115	L00002A0116	L00002A0117	L00002A0141	3.0 m
	L00003A0055	L00003A0056	L00003A0057	L00003A0058	L00003A0059	L00003A0060	L00003A0085	5.0 m
	L00004A0054	L00004A0055	L00004A0056	L00004A0057	L00004A0058	L00004A0060	L00004A0071	7.5 m
	L00005A0027	L00005A0028	L00005A0029	L00005A0030	L00005A0031	L00005A0032	L00005A0051	10.0 m
	270°	L00000A0253	L00000A0254	L00001A0199	L00002A0203	L00003A0157	L00004A0145	L00005A0113

*PU=Packaging Unit ***** Set for equipotential bonding

Technical Data

Dimension	L 32 x W 14.8 x H 23.1 mm
Installation dimension	19.3 x 14.7 mm (keystone format)
Cu-Conductor:	
solid	0.41 – 0.64 mm / AWG26/1-22/1
stranded	0.46 – 0.76 mm / AWG27/7-22/7
Mating cycles	min. 750
Material: housing	zinc diecast nickel-plated
Material: contact finish	Ni1.2Au0.8
Wire diameter	0.9 – 1.6 mm
Cable diameter	5 – 9 mm
Reusable IDC for AWG22/1 and 22/7	≤ 4 cycles
Reusable IDC for AWG23/1 and 26/1	≤ 4 cycles
Reusable IDC for AWG24/7 and 27/7	≤ 10 cycles
Ambient temperature	-40 °C to +70 °C
10 Gigabit Ethernet according to IEEE 802.3an	Suitable for 10 Gigabit Ethernet
Category 6 _A (Component)	ISO/IEC 11801; DIN EN 50173-1
Class E _A (Permanent Link)	ISO/IEC 11801; DIN EN 50173-1
Class E _A (Channel)	ISO/IEC 11801; DIN EN 50173-1

4PPoE according to IEEE 802.3bt

Real-Time Re-Embedded Cat.6_A

With an 8-port network analyzer with implemented re-embedding calculation method, the real-time re-embedded measurement set-up provides real-time evaluation of the connecting hardware. This means the impact of changes to measuring targets can be evaluated in real-time. The very time-consuming measurement of all pair combinations is therefore no longer necessary.



DataVoice PLUS25 system warranty

Telegärtner quality guaranteed: 25-year warranty for the cabling components and the whole cabling link, assuming Telegärtner system cables are used.

More information about the Telegärtner warranty programme at:
www.telegaertner.com



Your distributor: